



EASYLOADER™ ROAD TRAIN

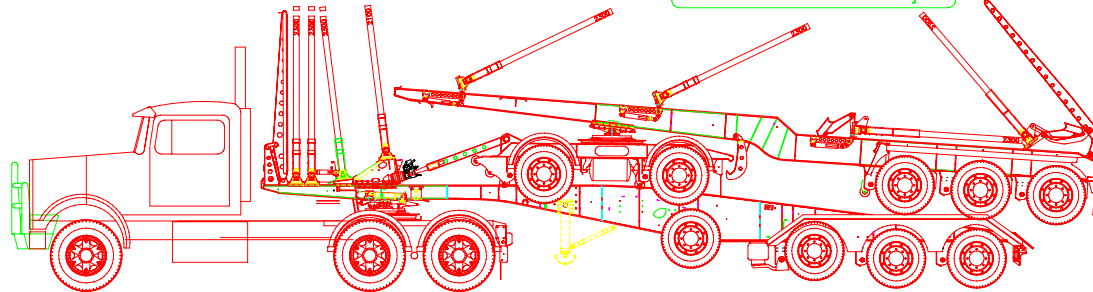
Fully Bridge Formula Compliant

Trailer frame is fully bolted together.

Loading and Unloading Empty Trailers is all done from Cab in a 3 Minute Operation.

Easyweigh Multi Channel Scale System. Each trailer remembers its own Tare and Span. Trailers can be changed without the need to adjust.

Trailers have Longevity and Hold Good Resale Value.



Rubber mounted Cabguard. Can be mounted to Truck or Trailer.

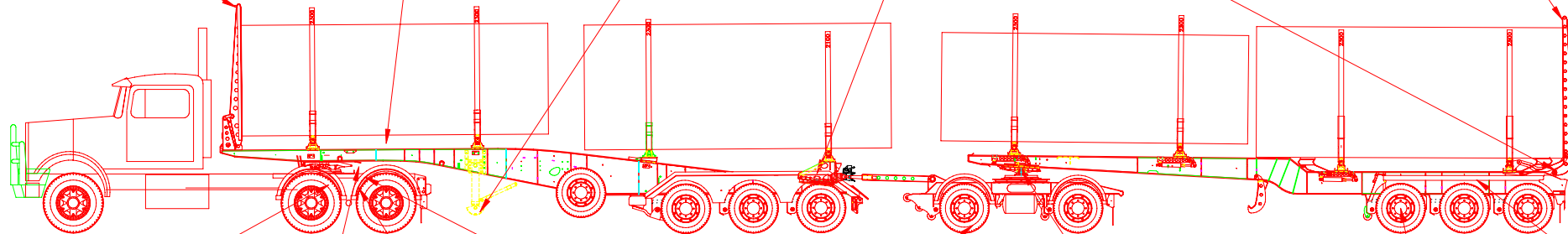
Good Clearance for Loader Forks. Reduces Trailer damage.

Provision for Optional Wind Down Landing Legs.

Clamp on Adjustable Sliding Bolsters. Nylon Wear Pads.

Optional Push bar can be fitted.

Optional Rubber mounted Bolt on Rearguards.



Optional Slider/Turntable To supply better traction.

Can be Moved with a Full Load

Optional Fifth Wheel Loadcells.

Provision for Optional Load Transfer Kit. For additional Traction.

Only available to use with Ballrace Turntable.

Bolt in Skid Plate with Bolt in Kingpin.

Spread-Axle Dolly To give better Log Lengths. With Greater Stability Under Braking and Towing

Optional Fifth Wheel Loadcells.

Optional Air Suspension fitted with Air Transducers

Stretch Mudguards

Designed to give Water Level and Correct Axle Loads.

Provision for Optional Manual or Air Self Tensioning Winches and Remote Releases

For any further information required, please contact us via the following means.

Telephone: 1800 030 019

E-Mail: info@elph.com.au

Internet Site: www.elph.com.au

For any further information required,
please contact us via the following means.

Telephone: 1800 030 019

E-Mail: info@elph.com.au

Internet Site: www.elph.com.au



POCKET EASYLOADER™ 27.5 METRE

"SAFETY ENHANCED LOG TRANSPORT"
Fully Bridge Formula Compliant

Trailer Frames are
fully bolted together.

Able to run
on any route any time
for return trips.

Rubber mounted Cabguard.
Can be mounted to
Truck or Trailer.

Trailer mounted Cabguard
Allows for Safer Operation
Enforcing the Loads to stay
inside Front Overhang Rules

Good Clearance for
Loader Forks.
Reduces Trailer damage.

Extra weight on Drive
for Improved Traction

Minimal Turning Circle

Optional Axle Lift
(Only available 19.5" Wheels)

Easy to Load & Unload When Empty.
All done from Driver's Seat.
3 Minute Operation.

Optional Rubber mounted
Bolt on Folding Rearguards.

A Rearguard When mounted
Allows for Safer Operation
For the Public and
other Road Users
Enforcing the Loads to be
Within Legal Limits

End-Outline Marker Lamps
on Rearguard
Clearly define the Rear
of the Log Trailer

5400
Bay to suit Ideally 5.2 Metre
Can go Longer but the time to
Load the Vehicle will Increase

Stretch Mudguards

Optional Slider/Turntable
To supply better traction.

Provision for Optional
Load Transfer Kit.
For additional Traction.

Bolt in Skid Plate
with Bolt in Kingpin.

Optional Fifth Wheel Loadcells.
Allow Maximum Payload
Without Overloading
Regular Payloads
Equal Regular Performance.

Provision for Optional
Wind Down Landing Legs.

Designed to give Water Level
and Correct Axle Loads.

Provision for Optional Manual
or Air Self Tensioning Winches
and Remote Releases

Optional Winches are fitted with
75mm Straps to meet
Australian Load Restraint Rules

Air Suspension
fitted with Air Transducers

Optional Push bar
can be fitted.

27500 Overall Length

IMPORTANT

THE INFORMATION WE SUPPLY IS, WE BELIEVE, VALID, BUT IT IS INTENDED AS A GUIDE ONLY.
THE USER OF THIS MATERIAL MUST ASSUME ALL RISKS AND LIABILITIES RESULTING FROM SUCH USE.
ELPHINSTONE ENGINEERING ACCEPTS NO WARRANTY, EXPRESSED OR IMPLIED, ON THE INFORMATION CONTAINED HEREIN.

ELPHINSTONE

WEIGHING SYSTEMS
LOGGING TRAILERS

ROAD TRAIN

Fully Bridge Formula Compliant

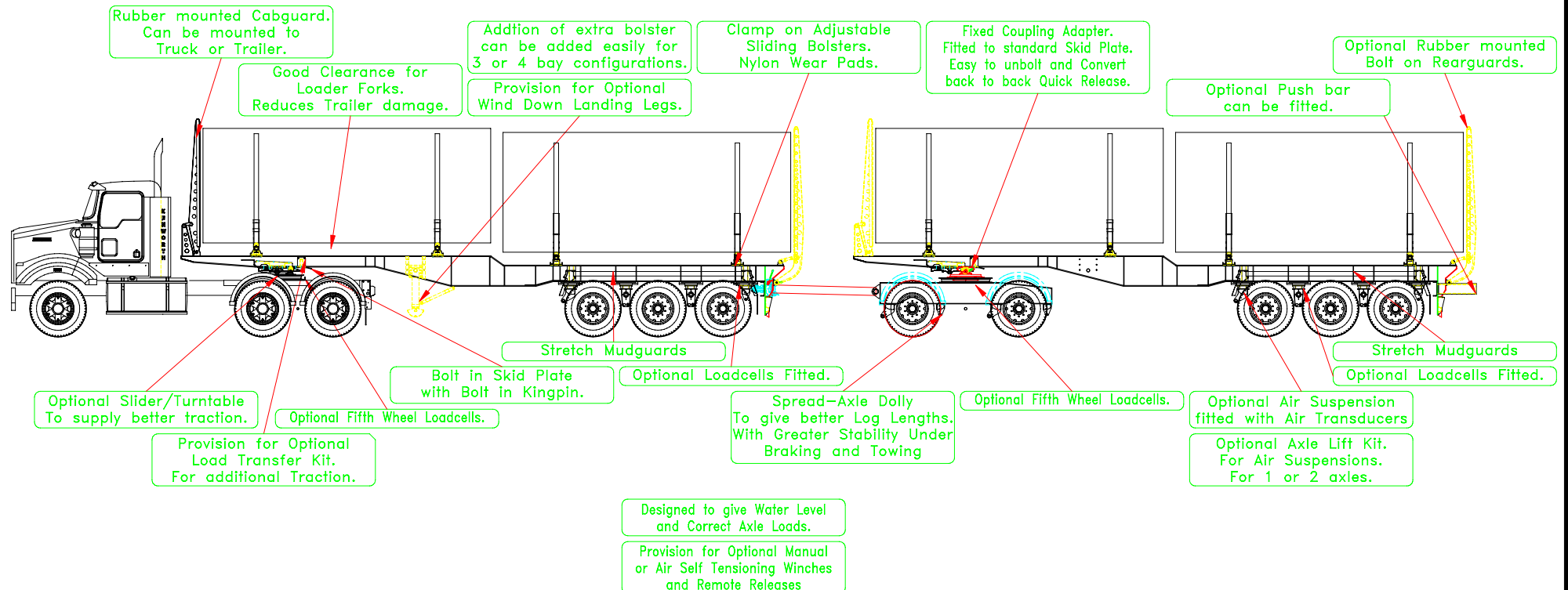
Trailer frame is fully bolted together.

Trailer Frame Designed to Run 1, 2, 3 or 4 Bays of Logs.
Provision for either Bolt-On or Sliding Bolsters

Trailers have Longevity and Hold Good Resale Value.

Both Trailer's frames are identical in design and interchangeable.

Easyweigh Scale System. Each trailer remembers its own Tare and Span. Trailers can be changed without the need to adjust.



IMPORTANT

THE INFORMATION WE SUPPLY IS, WE BELIEVE, VALID, BUT IT IS INTENDED AS A GUIDE ONLY.
THE USER OF THIS MATERIAL MUST ASSUME ALL RISKS AND LIABILITIES RESULTING FROM SUCH USE.
ELPHINSTONE ENGINEERING ACCEPTS NO WARRANTY, EXPRESSED OR IMPLIED, ON THE INFORMATION CONTAINED HEREIN.

For any further information required,
please contact us via the following means.

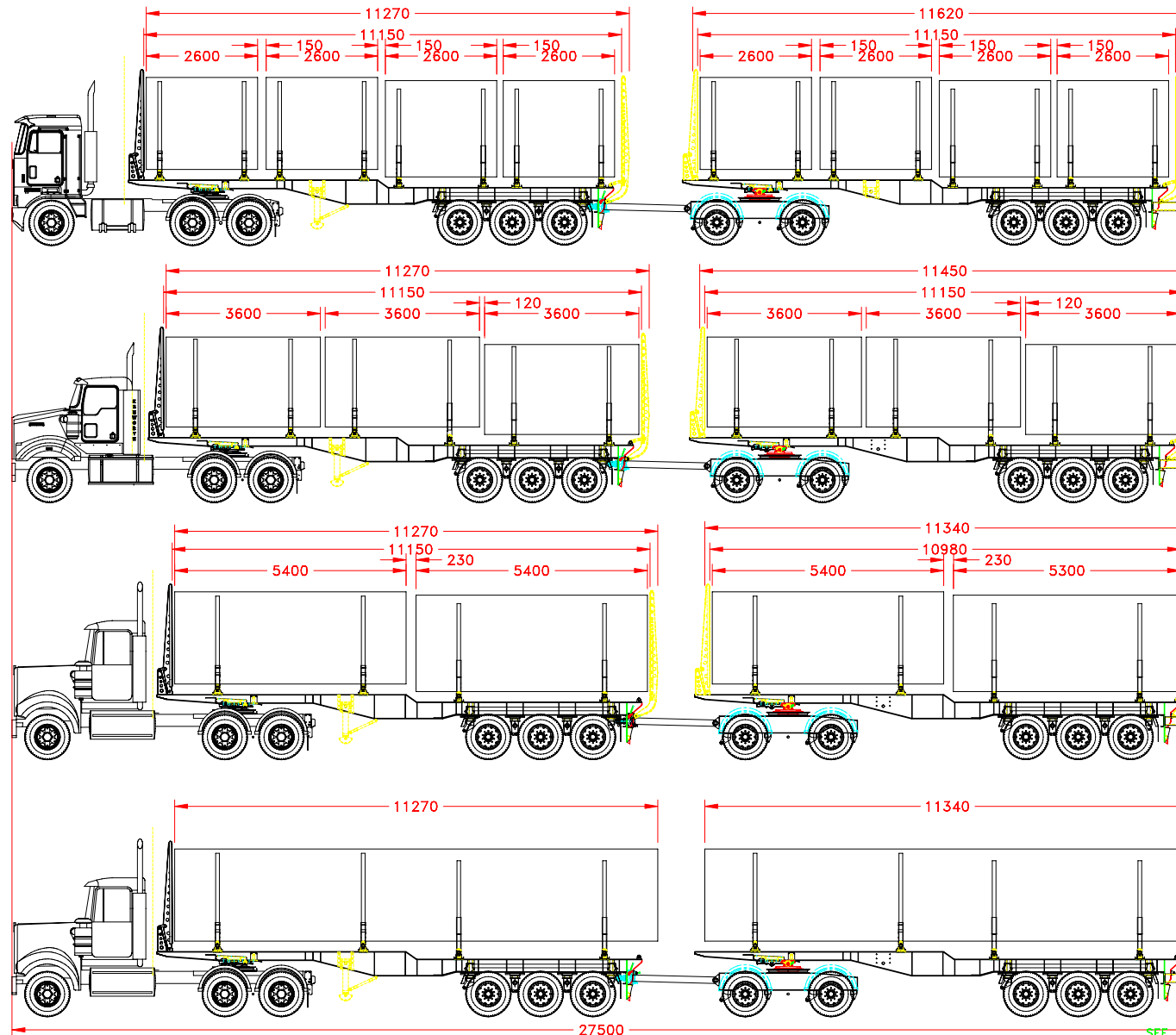
Telephone: 1800 030 019

E-Mail: info@elph.com.au

Internet Site: www.elph.com.au

SEE DIRECTORY D:\Market\Flyer\Trailers\WA-Trailers.dwg

ROAD TRAIN – MULTI BAY CONFIGURATIONS



For any further information required,
please contact us via the following means.
Telephone: 1800 030 019
E-Mail: info@elph.com.au
Internet Site: www.elph.com.au